

Nursery

Nursery investigated the art work created by 'Jackson Pollock'. They made their own splatter paintings using gross motor skills and also created some marble rolling paintings in the style of Jackson Pollack. They looked at the colours in the paintings and discussed which colours they liked and why.



Reception

Reception have been looking at the art work of Wassily Kandinsky. They created concentric circle paintings for their collaborative piece of artwork using colours that they mixed themselves. They also used oil pastels and their scissor skills to create individual pieces of artwork. Kandinsky thought a lot about what colours mean and how they make people feel. Reception looked at the story 'The Colour Monster' by Anna Llenas. This helped them to think about big emotions in a simple way. They used this to consider what colours to use when creating our artwork.



Year One

Year One have created pieces of art inspired by the work of Joan Miró. Joan Miró is a famous surrealist artist who was born in Barcelona, Spain in 1893.




Miró liked to paint real people, animals and objects but he made them seem magical by altering their size, shape and colour. Year One have created Miró style portraits and used watercolour paints to add colour.

Miró liked to use bold colours, shapes and lines in his paintings. He also used a technique called automatic drawing. He didn't think about what he was drawing, instead he let his imagination run free. The children have cut shapes to make a background. Then they listened to two pieces of classical music and drew what the music made them feel.




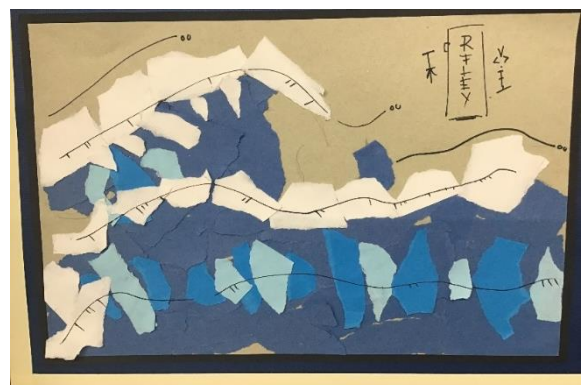

Year Two

Year Two have been studying Orla Kiely, which linked with their Science topic 'Plants'. First, the children looked at Kiely's famous leaf print designs and practised sketching them. They created their own tile prints with polystyrene tiles and made a wallpaper pattern for their display. Then they used their ICT skills to create a symmetrical flower pattern on Purple Mash, using the e-collage tool on 2Paint. Finally, they created a bright flower collage using oil pastels, watercolour paints and coloured paper. They have had so much fun!



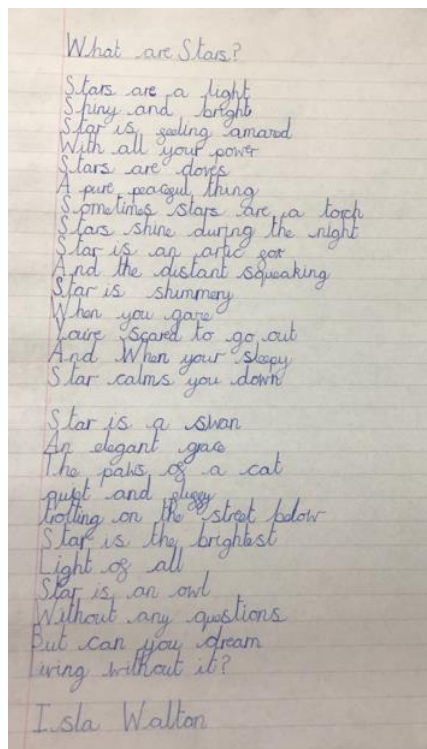
Year Three

During Art week, Year 3 looked at a wood block print called 'The Giant Wave' by Katsushika Hokusai. They learned about hot and cold colours and used them to create pictures inspired by the work of art using pastels and paints. Year 3 made their own two and three colour prints, layering the colours just like Hokusai. They used collage skills- ripping and tearing paper to create their version of the wave. Finally, they used different fabrics, fabric crayons, sequins and sewing skills to create a fabric representation of the sea- these pieces were then combined to create Year 3's Giant Wave



Year Four

Year Four have enjoyed looking at the artwork of Vincent van Gogh. They were inspired by his many self portraits and sketched our own. The children loved his 'Starry Night' painting and created their own version using water colours and pastels. They also used his famous 'Sunflowers' painting to create their own art work, which combines sketching, painting and their own digital images. They used the art work to inspire them to write their own poem with lots of metaphors and similes.



Year Five



Year 5's artwork was inspired by Salvador Dali. The children created print designs for some of Dali's famous paintings. They produced marks and lines, which would stand out once painted. They printed these onto a coloured background. They also used their IT skills to take pictures of their artwork and upload these to Microsoft Word.

On Word, they edited the images using the transparent tool, as well as copy, paste and crop to create their Dali style piece. In addition to this, the classes produced ceramic mosaics inspired by Dali's starfish.

